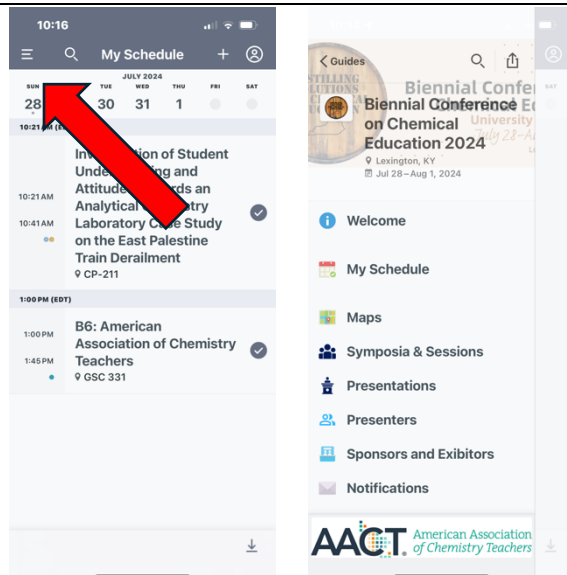



Once you've downloaded the app click on download guide to access the full program. Allow notifications so you can get important updates throughout the week.

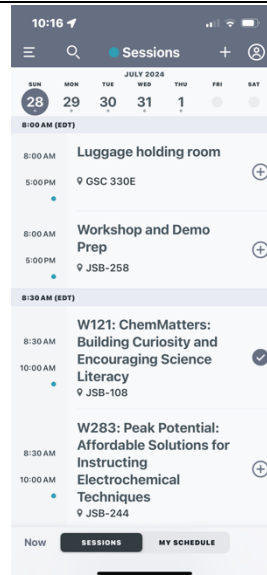
The home screen will show your schedule and you can click on the menu for a variety of options.



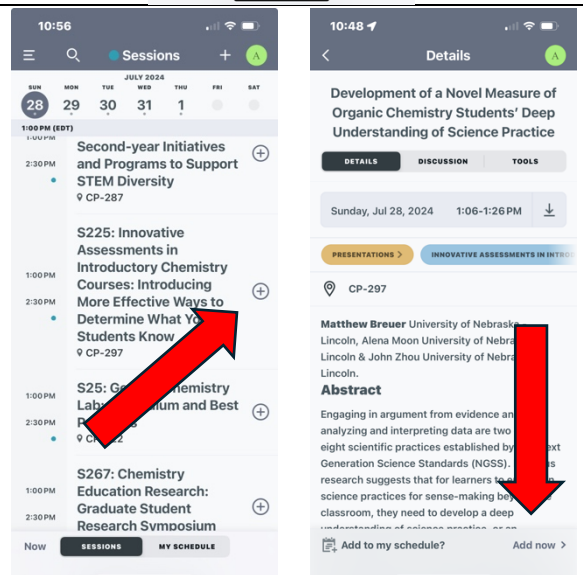
Under "Maps", you can see the exhibitor and campus maps linked in the app.



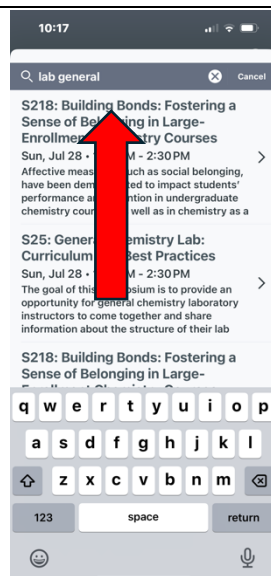
Under “Symposia & Sessions”, you can see the full schedule of symposia, workshops, birds of a feather sessions, and special events.



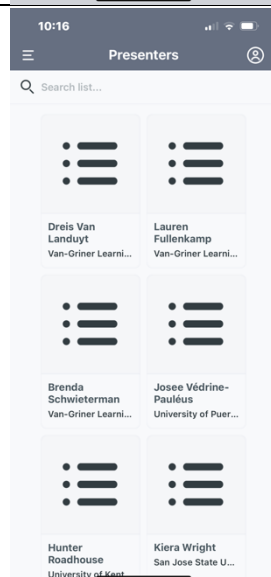
Open a symposia link to look for presentations and you can either add the individual talk or the entire symposia to your schedule.



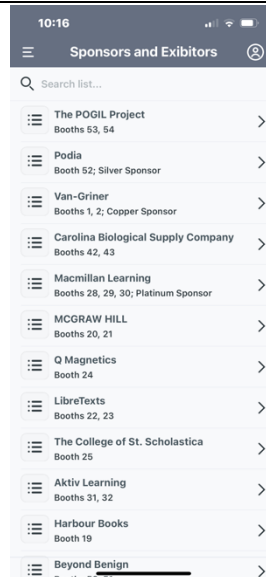
The robust search feature allows you to search by author or term. This allows you to build your personal schedule to use throughout the week.



You can also view a full list of presenters to find talks or posters given by that person.



A complete list of exhibitors and sponsors is available in the app along with their booth location in the exhibit hall which is located the Gatton Student Center Grand Ballroom.



In the notification center, find important updates that will be pushed out to the app throughout the week.

